


Westell® | CoverEdge™ Standard-Density Cassettes



General Information

Westell's CoverEdge Standard-Density Cassettes offer a versatile solution in a compact, durable, low profile form factor that comes pre-configured for patch-only applications with several choices of industry-standard terminations. This cassette provides 12 fiber terminations in a variety of connector types.

For WDM and splitter applications, the standard-density cassette is equipped with a molded module with a choice of connector type, pre-terminated with slack stored in the cassette, and ready to plug and play. The standard-density cassettes versatility can accommodate a WDM or splitter module in a variety of ratios.



EPSC2-Standard-Density Cassette

Product Highlights

- Panel, DIN Rail or spool mounting options
- Terminations are designed to meet Telcordia GR-326
- Low Insertion Loss meeting or exceeding industry standards
- Supports industry-standard SC, LC and MPO connectors
- Versatility and flexibility of applications
- 3 rear-side (L-C-R) MPO input positions provide deployment flexibility

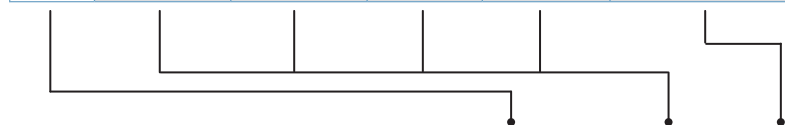
Applications

- MxU—Multiple units (residential, commercial) housed in building/campus
- Central office/data centers
- Cellular backhaul fiber distribution
- Business-Class service delivery
- OSP cabinets

Ordering Information

Note: Not all part numbers/configurations work in practice or may not be purchased. Please contact Westell Customer Service for assistance with your requirements.

Code	Input Connector	Output Connector	Splitter	WDM	Mounting Type
EPSC2	0 = None	0 = None	0 = None	00 = None	1 = Spool
	A = SC/APC	A = SC/APC	1 = 1x2	10 = 1x2	2 = DIN
	S = SC/UPC	S = SC/UPC	2 = 1x4	20 = 1x4	3 = Panel
	C = LC/APC	C = LC/APC	3 = 1x8	30 = 1x8	
	L = LC/UPC	L = LC/UPC			
	M = MPO	M = MPO			



Ordering Example:

EPSC2-MA000-1




Westell® | CoverEdge™ Standard-Density Cassettes



Product Specifications

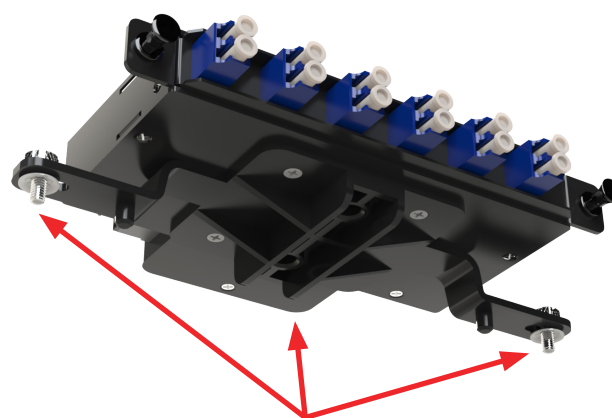
Dimensions	Cassette: 0.81”H x 6.56”W x 4.84”D
Port Density	SC=12 ports, LC Duplex=12 ports
Connector Types	SC/UPC, SC/APC, LC/UPC, LC/APC and MPO
Pigtail Types	Loose Tube or Ribbon
Splitter/WDM Ratios	1x2, 1x4, 1x8
Mounting Options	Panel, Enclosure, DIN Rail or Spooling System

Output Ports on Front Panel



Input Ports on 3-sides

CoverEdge Standard-Density Cassette – Rear View



Spool Mounting Bracket

